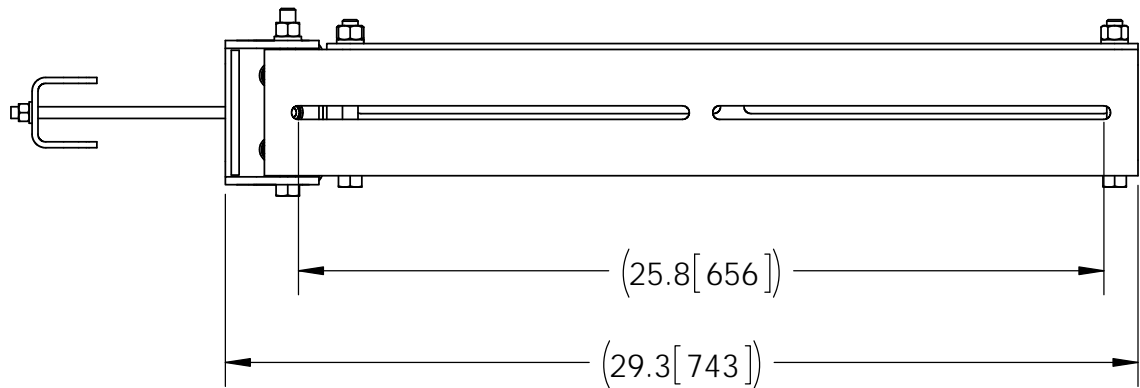

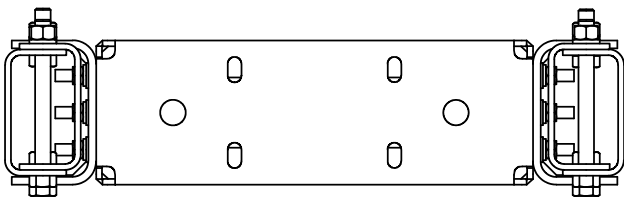
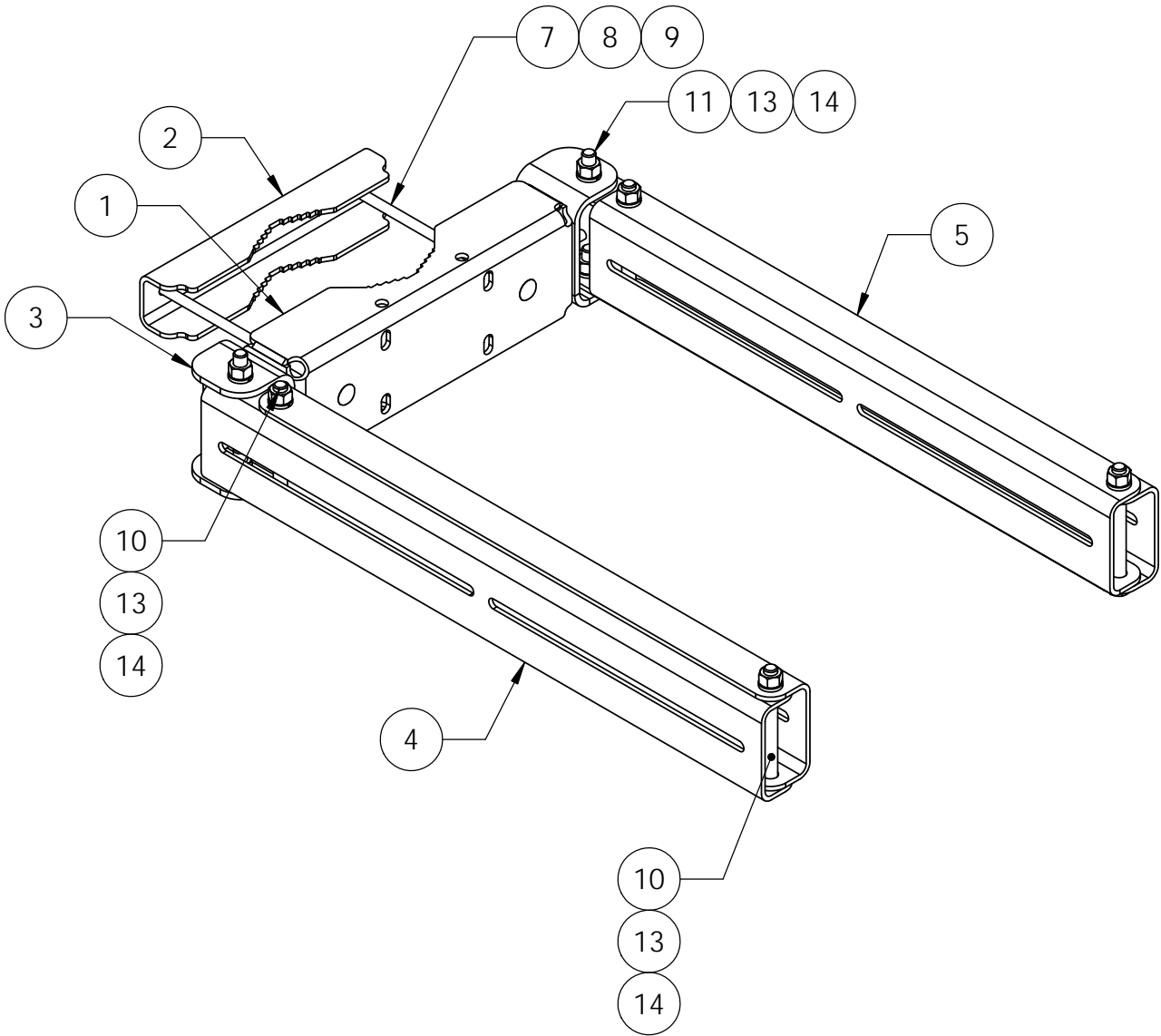


ITEM	PART NO.	DESCRIPTION	QTY.	WEIGHT
1	SH24250-10	FORMED WELDED FRONT CLAMP	2	7.25 LBS
2	SH24250-1	FORMED BACK CLAMP	2	3.06 LBS
3	RRUDPM.01	PIVOT MOUNT	4	2.19 LBS
4	RRUDPM.02	PRIMARY MOUNTING ARM	4	10.01 LBS
5	RRUDPM.03	SECONDARY MOUNTING ARM	4	9.34 LBS
6	RHSNB03155.01	3/8-16 UNC X 1-1/2" GALV SQ. NECK CARRIAGE BOLT (GRADE 5)	12	0.06 LBS
7	RHSNB031005.01	3/8-16 UNC X 10" GALV SQ. NECK CARRIAGE BOLT (GRADE 5)	4	0.33 LBS
8	GWL03	3/8" GALV LOCK WASHER	16	0.01 LBS
9	GN-03	3/8-16 UNC GALV HEX NUT (GRADE 5)	16	0.02 LBS
10	GB04505.01	1/2-13 UNC X 5" GALV HEX BOLT (GRADE 5)	8	0.33 LBS
11	GB04145.01	1/2-13 UNC X 1-1/2" GALV HEX BOLT (GRADE 5)	8	0.13 LBS
12	GWF-03	3/8" GALV FLAT WASHER	12	0.01 LBS
13	GWL04	1/2" GALV LOCK WASHER	16	0.01 LBS
14	GN-04	1/2-13 UNC GALV HEX NUT (GRADE 5)	16	0.04 LBS

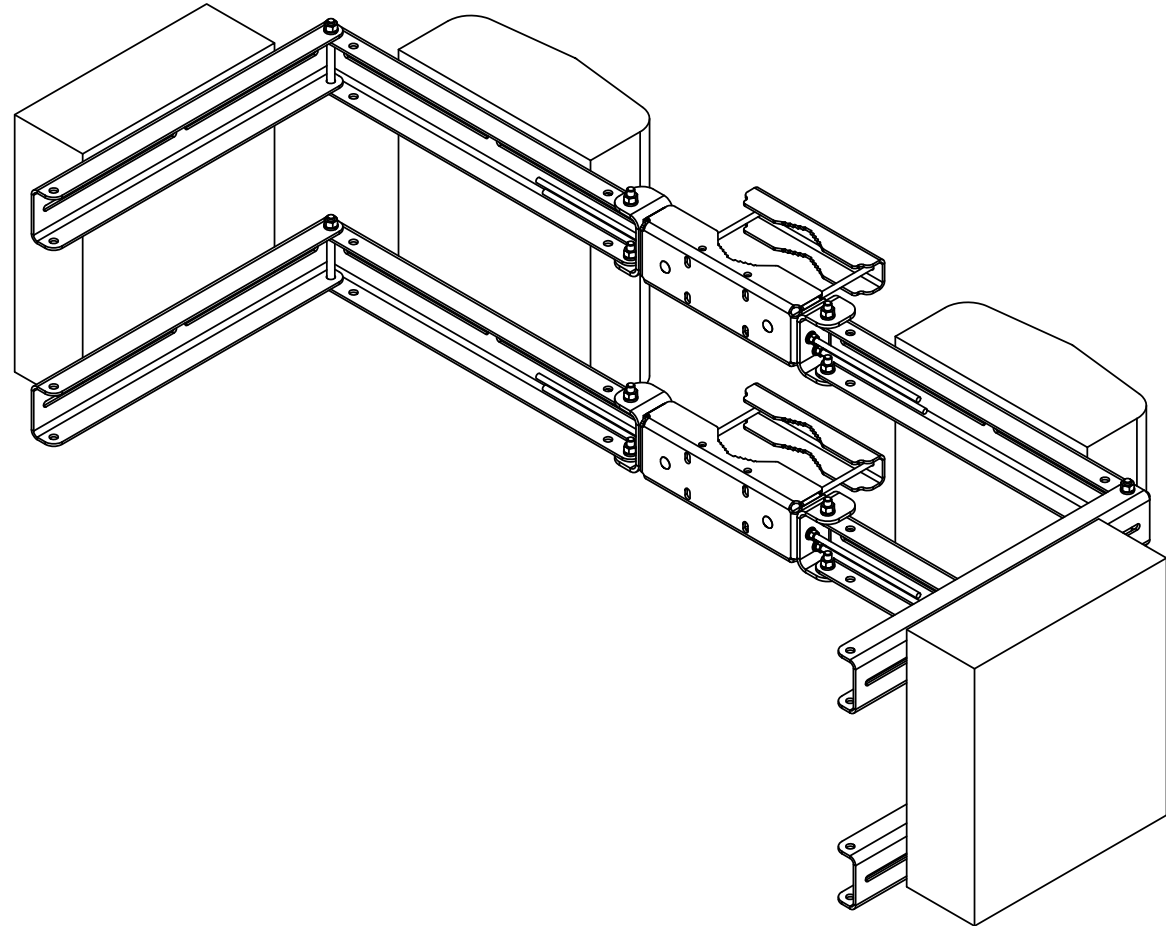
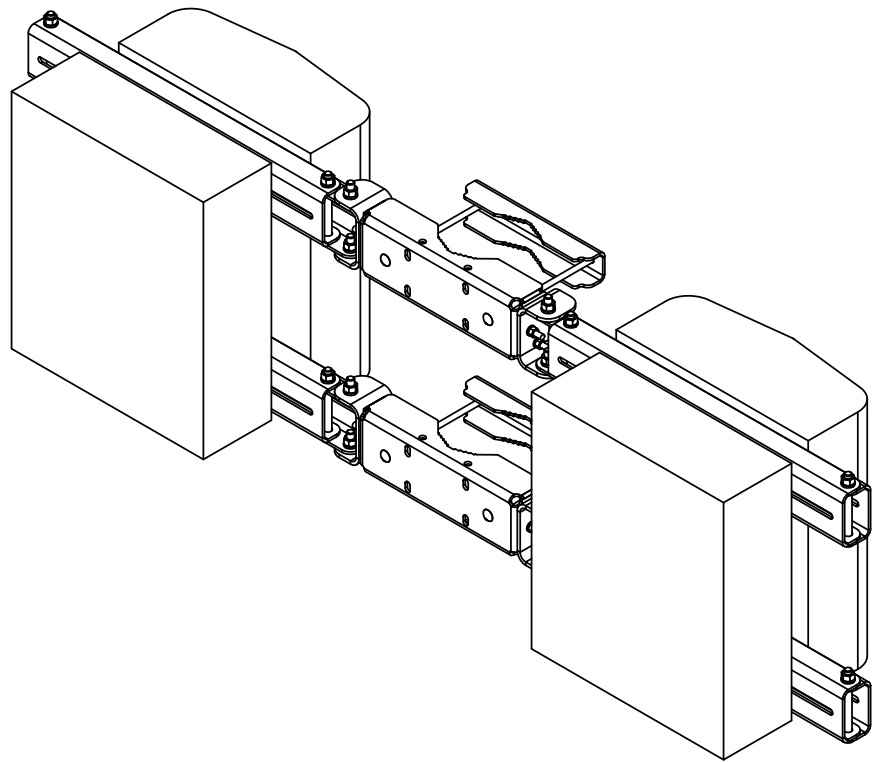
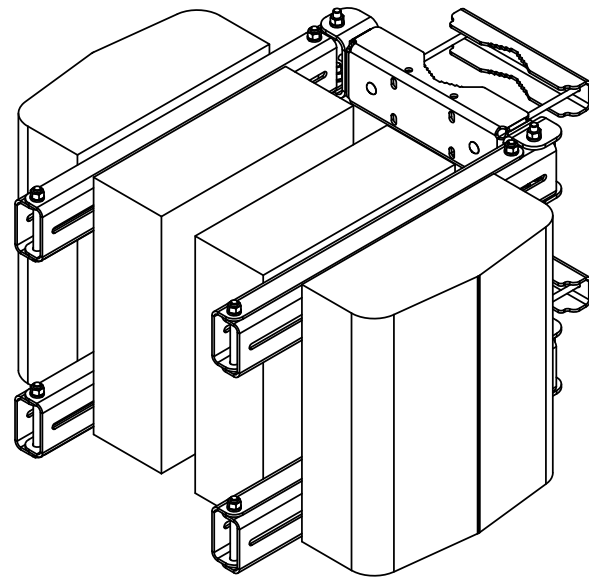
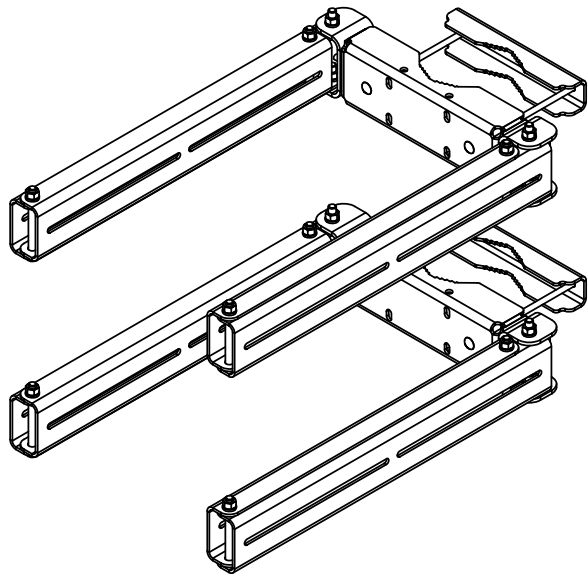


NOTES:
1. ALL METRIC DIMENSIONS ARE IN BRACKETS.

REVISIONS					
REV.	ECN	ZONE	DESCRIPTION	BY	DATE
A			INITIAL RELEASE	ACG	08/06/14
B			CHANGE BOLT LENGTH FROM 1" TO 1-1/2"	ACG	10/28/14
C			ADD FLAT WASHERS	ACG	12/16/15
D			UPDATE PART NUMBER FROM KIT, ADD GRADE 5 NOTE	ACG	03/23/16



These drawings and specifications are proprietary property and may be used only for the specific purpose authorized in writing. ALL DIMENSIONS ARE IN INCHES U.O.S. TOLERANCES UNLESS OTHERWISE SPECIFIED: .X = ± .06 ANGLES ±2° .XX = ± .03 FRACTIONS ±1/32 .XXX= ± .010 REMOVE BURRS AND BREAK EDGES .005 DO NOT SCALE THIS PRINT	DRAWN BY: ACG	SHEET: 1 of 2	PART NUMBER: FM-RRUDPM
	CHECKED BY: CC	SCALE: NTS	DESCRIPTION: DUAL RRU PIVOTING TOWER MOUNT
	DATE: 08/06/14	MATERIAL: ASTM A36	DRAWING TYPE: ASSEMBLY DRAWING
	REVISION: D	FINISH: Galv A123	
		WEIGHT: 114.01 LBS	



NOTES:
1. ALL METRIC DIMENSIONS ARE IN BRACKETS.

These drawings and specifications are the proprietary property of WANHO Manufacturing, LLC and may be used only for the specific purpose authorized in writing by WANHO Manufacturing, LLC.

ALL DIMENSIONS ARE IN INCHES U.O.S.
TOLERANCES UNLESS OTHERWISE SPECIFIED:
.X = ± .06 ANGLES ±2°
.XX = ± .03 FRACTIONS ±1/32
.XXX = ± .010
REMOVE BURRS AND BREAK EDGES .005

DO NOT SCALE THIS PRINT

DRAWN BY:
ACG

CHECKED BY:
CC

DATE:
08/06/14

REVISION:
D

SHEET:
2 of 2

SCALE:
NTS

MATERIAL:
ASTM A36

FINISH:
Galv A123

WEIGHT:
114.01 LBS

PART NUMBER:
FM-RRUDPM

DESCRIPTION:
DUAL RRU PIVOTING TOWER MOUNT

DRAWING TYPE:
ASSEMBLY DRAWING

